

**Crosstown is a non-profit news organization based at USC.
We compile data about key issues affecting communities in Los Angeles.**

SONC January 2019 Crime Snapshot

Total crime in Los Angeles City decreased by 9.9% in January 2019 from January 2018.

In the SONC area, the total number of reports in January 2019 dropped to **251**, a decrease of about 11% from **282** from the same month a year ago.

Top 10 crimes

<u>Rank</u>	<u>Crime</u>	<u>Jan 2019</u>	<u>Jan 2018</u>	<u>% change</u>
1	Theft from Vehicle	55	49	+12.2
2	Assorted Theft [^]	31	24	+29.2
3	Burglary	27	28	-3.6
4	Stolen Vehicle	24	24	---
5	Shoplifting	21	33	-36.4
6	Assorted Assault [*]	15	9	+66.7
7	Identity Theft	14	16	-12.5
8	Vandalism	10	32	-68.8
9	Trespassing	10	8	+25.0
10	Domestic Violence	10	11	-9.1

[^] *Assorted Theft: This category counts several crime types, including petty and grand theft, theft from a building, unspecified theft.*

^{*} *Assorted Assault: This category counts several crime types, including simple assault, battery, assault of a police officer or fireman.*

Learn more about us

Sign up

Want to know more?
Sign up for our newsletter
on xtown.la

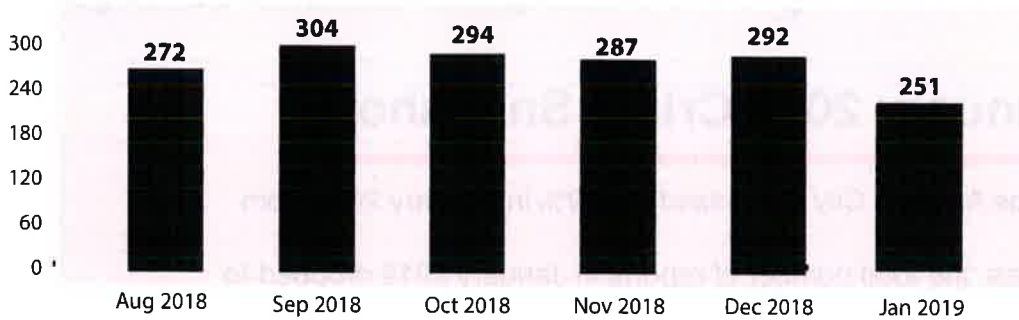
Ask us

Have a crime question
about your neighborhood?
Email us at askus@xtown.la

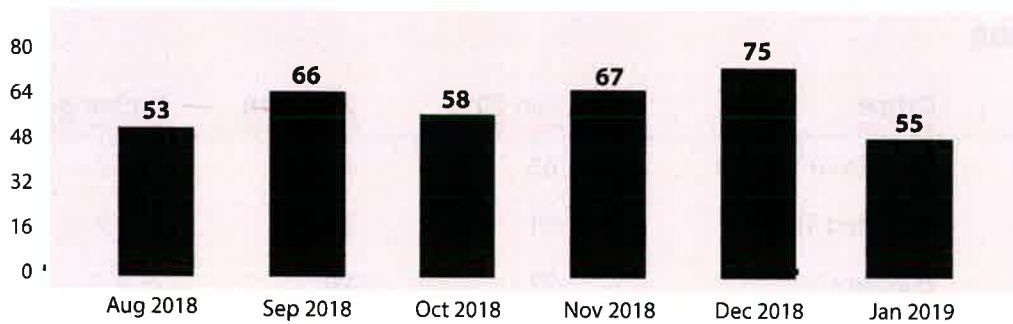
Follow us

 Facebook: [@CrosstownLA](https://www.facebook.com/CrosstownLA)
 Twitter: [@CrosstownLA](https://twitter.com/CrosstownLA)

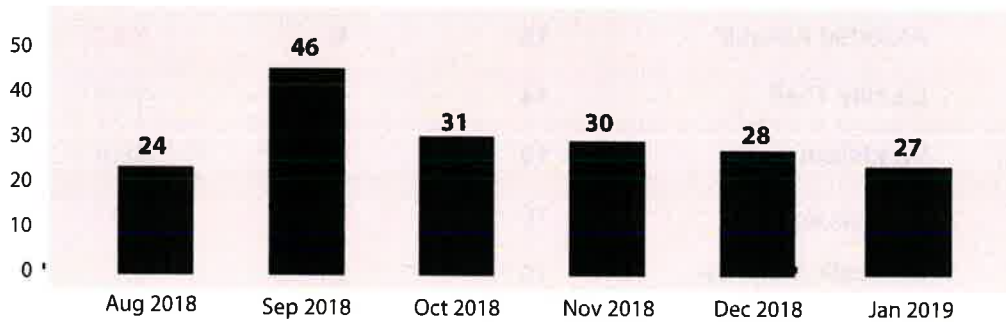
Last 6 months in **total crime** in SONC



Last 6 months in **theft from vehicle** in SONC



Last 6 months in **burglary** in SONC



January Blotter Crime

- 02 JAN** Robbery. In a parking lot, the suspect knocked an elderly or disabled victim to the ground, aimed a firearm at them, and removed their property.
- 11 JAN** Identity theft. A suspect who was a stranger to the victim, impersonated them, stole their ATM PIN number, and forged personal checks.
- 28 JAN** Brandish weapon. Multiple suspects in vehicle used profanity, brandished weapon and intimidated victim.

Adjacent Neighborhood Crime Counts

	Jan 2019	Jan 2018	% change
Van Nuys	524	522	+0.4
Studio City	193	183	+5.5
Encino	144	184	-21.7